

How do I change My Notifications Settings?

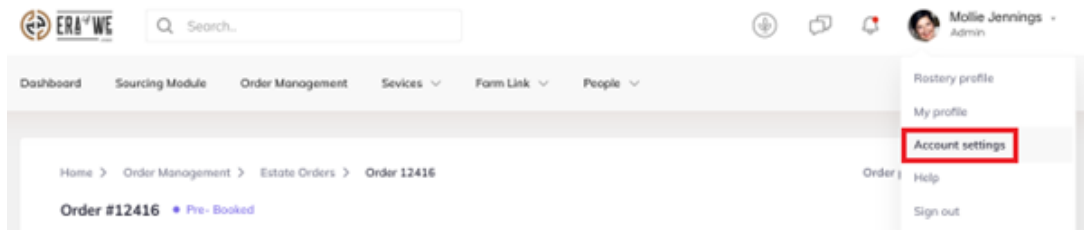
Nehal Gowrish - 2021-09-14 - Account & Profile Management

BRIEF DESCRIPTION

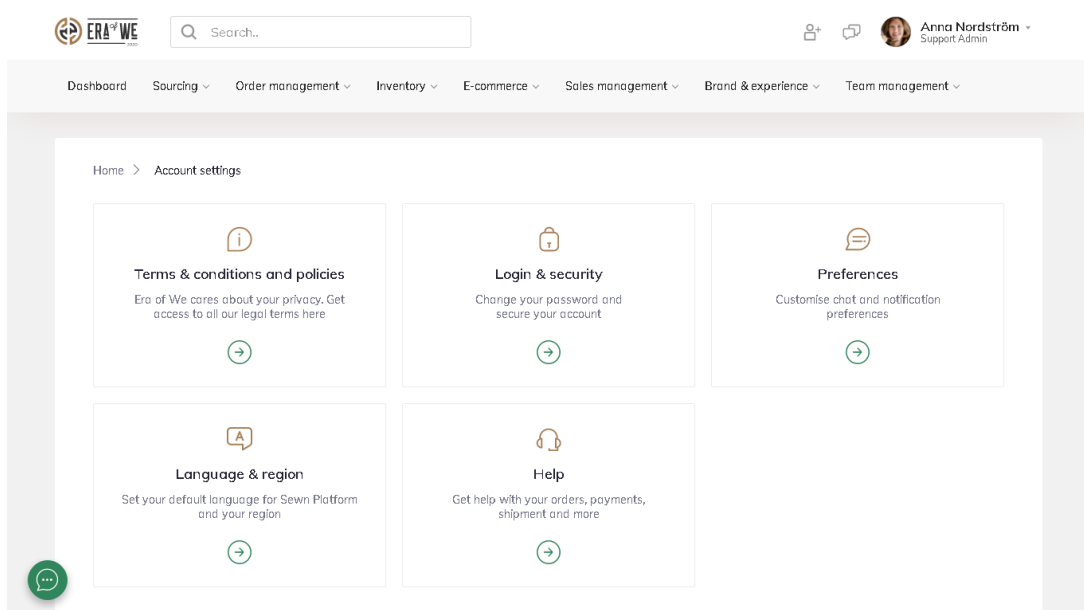
The Era of We application allows you to customize the platform to your liking. In this documentation, you will understand how to customize your notification settings.

STEP BY STEP GUIDE

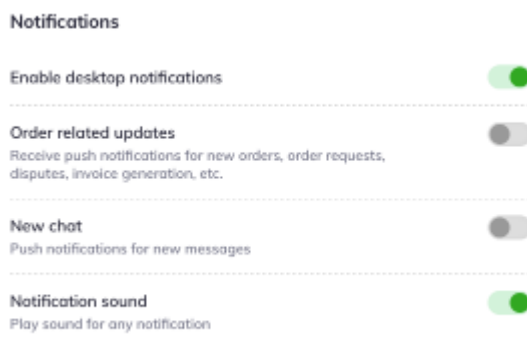
Step 1: Log in to your account, click on your profile icon located at the top-right corner of the interface, and select 'Account settings' option from the drop-down menu.



Step 2: Next, select 'Preferences'.



Step 3: Here you will see options to customise your notification settings. You can enable or disable settings such as desktop notifications, order updates, push notifications, and sound alerts by toggling the respective buttons on or off.



Thus, you can change my notifications settings as a roaster.

“If you still have any queries, then please feel free to connect with our support team.”