

How do I access files shared with me?

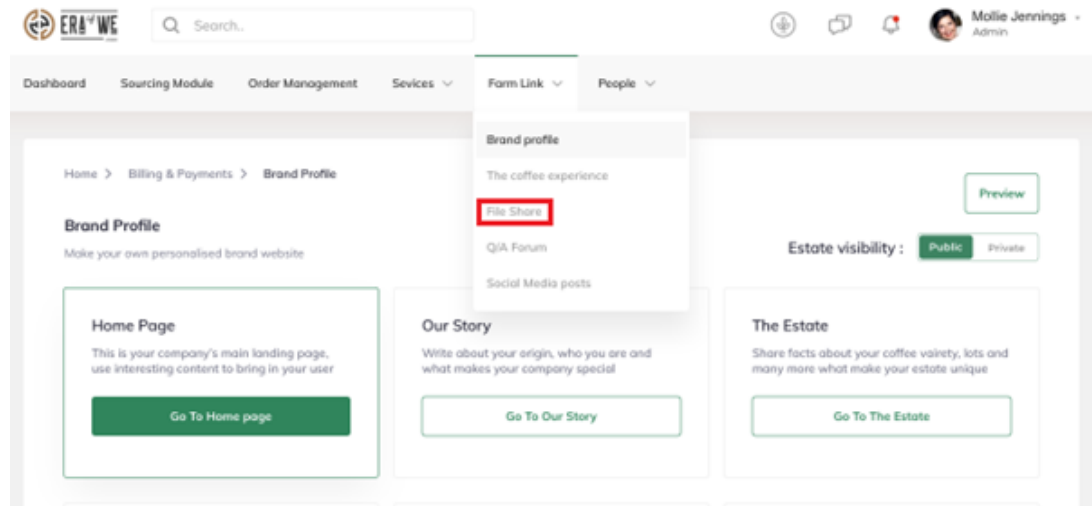
Nehal Gowrish - 2021-09-14 - Brand & Experience

BRIEF DESCRIPTION

This guide will contain information on how to view files shared with you as a roaster on FarmLink.

STEP BY STEP GUIDE

1. Log in to your account and navigate to the 'Farmlink'' tab. Select 'File share'.






1. Here you will see all your files and folders on Farmlink. Select 'Shared with me' to view all the folders and files shared with you.

File Share

Pinned Items

Pin your files here and find them quicker

last Modified



My Files **Shared with me**

Upload Create new folder

<input type="checkbox"/>	Files	Order ID	Last Modified	Owner	Type	
<input type="checkbox"/>	Finca Guadalupe Zaji - Bran...	#614229	24/09/2019 3:06 pm	Finca Guadalupe Zaji	Folder	⋮
<input type="checkbox"/>	Finca La Pampa - Brand asse...	#416245	01/10/2019 1:00pm	Finca La Pampa	Folder	⋮
<input type="checkbox"/>	Roostery Machine Manuals	-	01/10/2019 1:00pm	Löfbergs	Document	⋮




1. Click on a file or folder to open and explore further.

File Share

Pinned Items

Pin your files here and find them quicker

last Modified



My Files **Shared with me**

Upload Create new folder

<input type="checkbox"/>	Files	Order ID	Last Modified	Owner	Type	
<input type="checkbox"/>	Finca Guadalupe Zaji - Bran...	#614229	24/09/2019 3:06 pm	Finca Guadalupe Zaji	Folder	⋮
<input type="checkbox"/>	Finca La Pampa - Brand asse...	#416245	01/10/2019 1:00pm	Finca La Pampa	Folder	⋮
<input type="checkbox"/>	Roostery Machine Manuals	-	01/10/2019 1:00pm	Löfbergs	Document	⋮